



Esquema da toalha (medidas em cm)

passa-fitas



bordado inglês

Esquema da sacola (medidas em cm)

Frente e costas

pespontos

20

passa-fitas

26

36

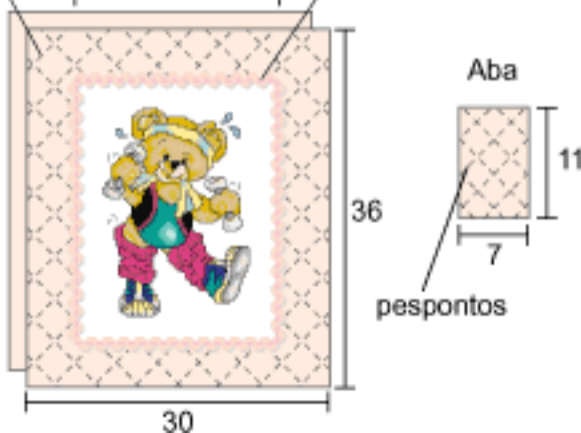
30

Aba

11

7

pespontos



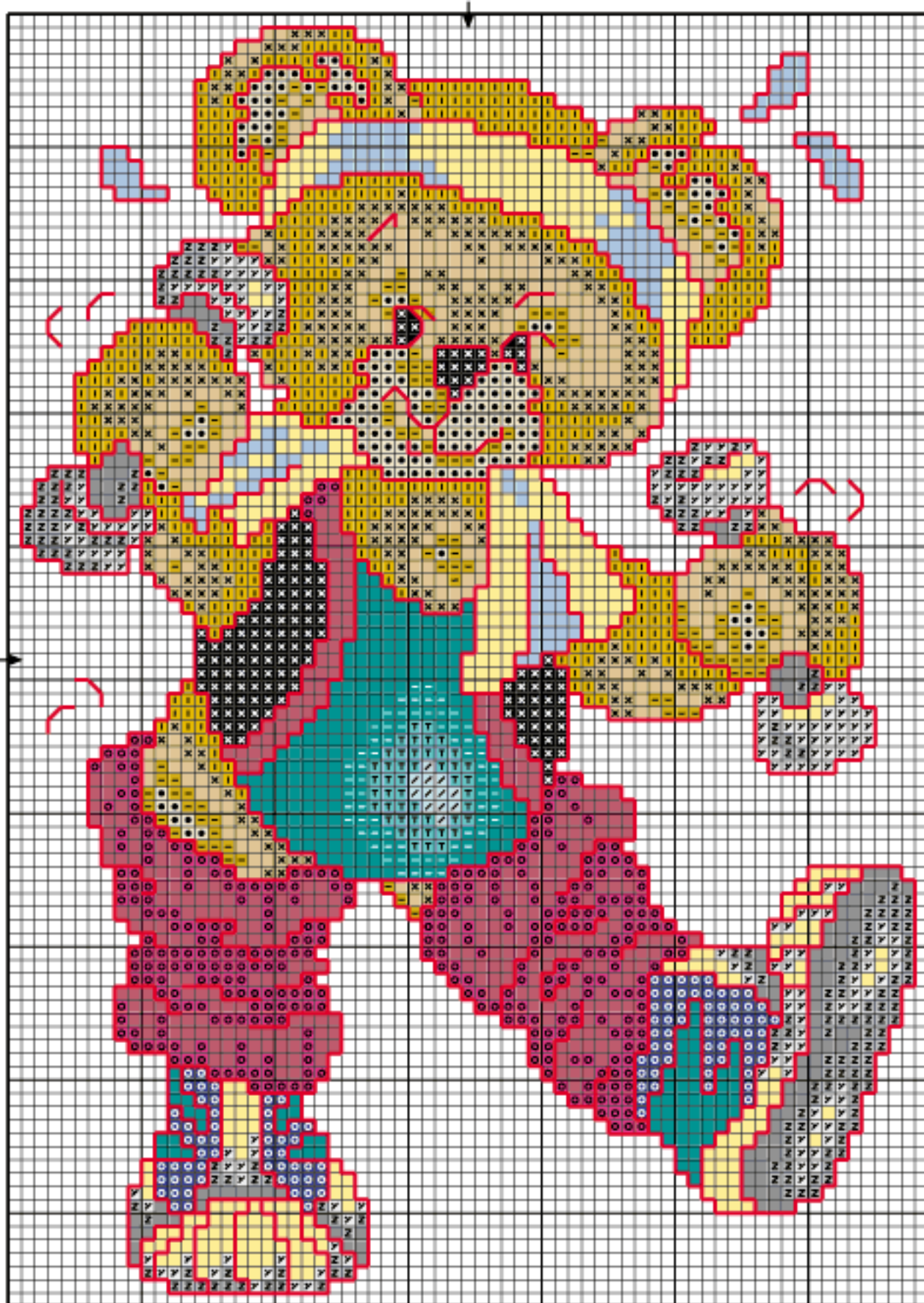
Alça

50

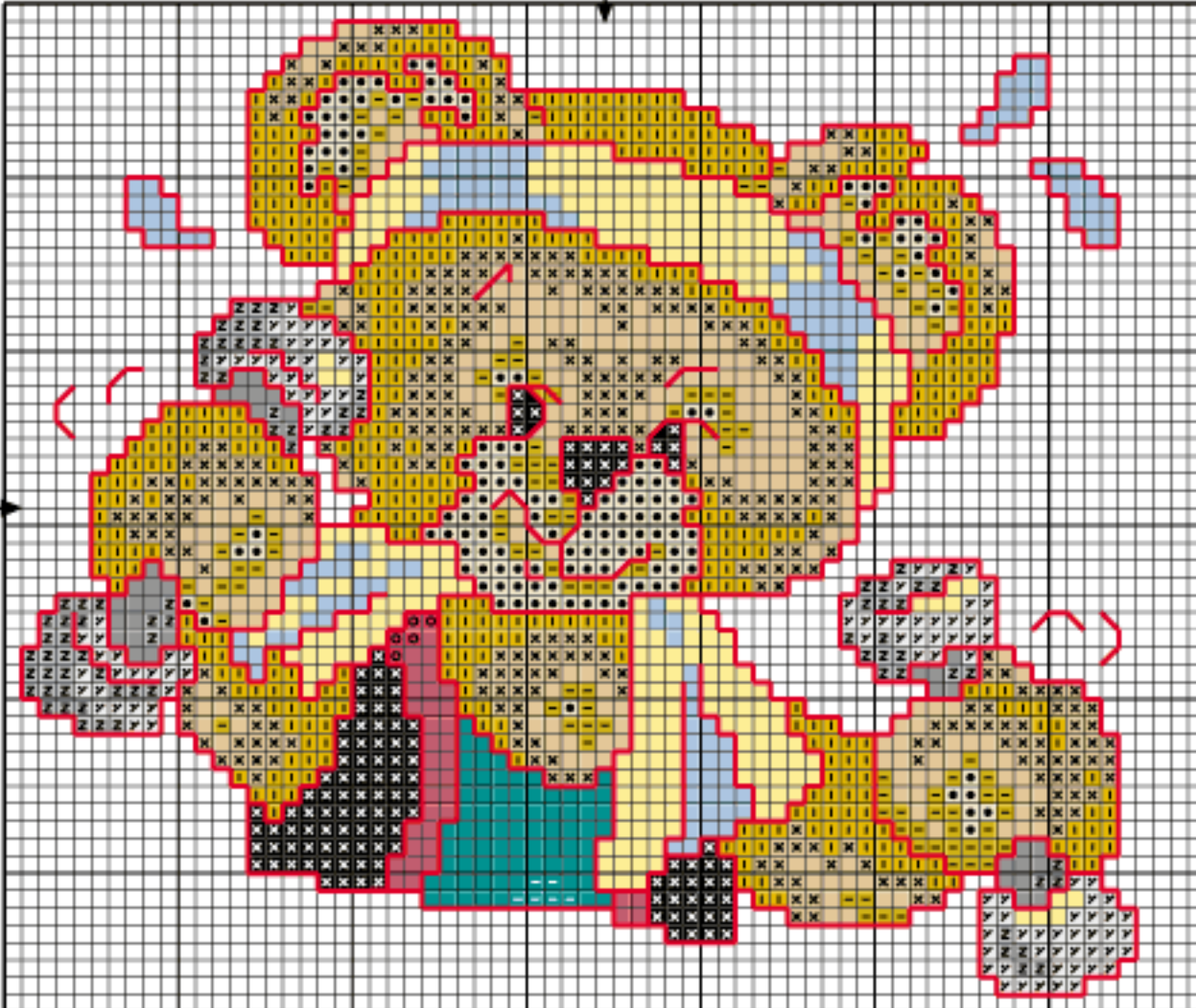
dobra

10

A technical drawing of a rectangular piece. The top edge is labeled "Alça" and has a dimension line above it indicating a length of 50. The right edge is labeled "10" and has a dimension line indicating a height of 10. A horizontal dashed line is drawn across the rectangle, labeled "dobra" in the center, indicating a fold line. The rectangle is filled with a light orange color.



X	A	1/2X	ANCHOR	CORES
			63	rosa imperial vivo
			66	rosa imperial
			128	azul c u
			133	azul royal
			185	verde gua claro
			186	verde gua
			187	verde mar
			188	verde jade
			234	diamante
			300	creme
			361	glac
			362	dourado
			366	champanhe
			399	grafite
			400	chumbo
			403	preto
			926	p rola real
			1046	verniz



X	A	1/2X	ANCHOR	CORES
			63	rosa imperial vivo
			66	rosa imperial
			128	azul c u
			187	verde mar
			188	verde jade
			234	diamante
			300	creme
			361	glac
			362	dourado
			366	champanhe
			399	grafite
			400	chumbo
			403	preto
			926	p rola real
			1046	verniz